

Isolated Communication Converter 隔離型通訊轉換器

Overview/ 產品敘述

The Isolated Communication Converter provides bi-directional connectivity between any standard industrial equipments and serial communication devices.

It is not only efficiently implements isolation and anti-noise but also a Serial-to-Serial converter with RS232/422/485 interface. The external DC power supply can improve its work much more stable.

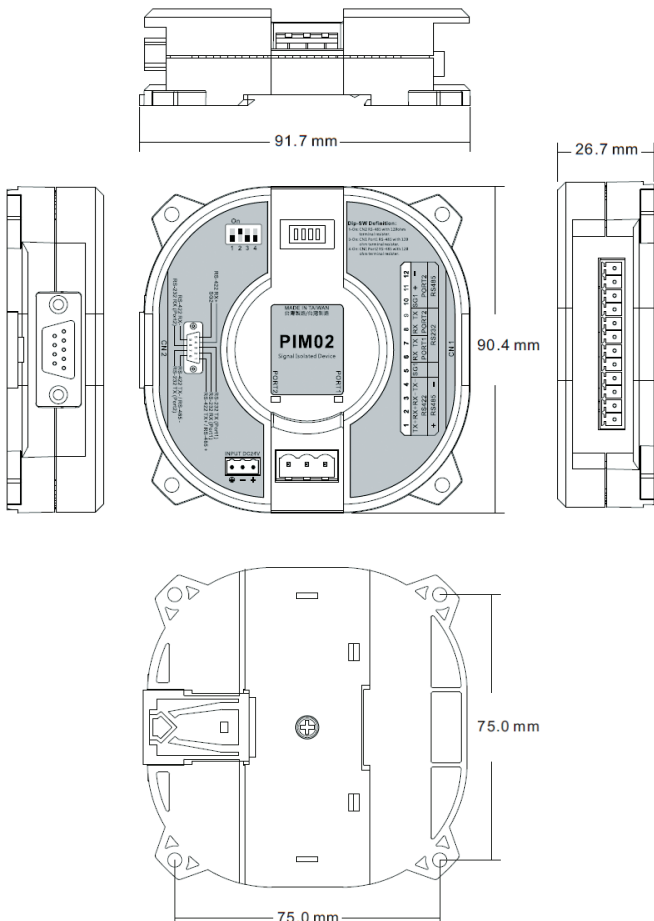
隔離型通訊轉換器提供任何二項通訊設備裝置之間進行雙向性的連接。除了提供有效率地雜訊隔離功能，也可以進行RS-232/422/485之間的相互轉換，本產品外接式直流電源的設計也可提高工作的穩定度。

Specifications/ 產品資訊表

Input Voltage/ 輸入電壓	9~36VDC	
Power Consumption/ 消耗功率	3W	
Isolation Protection/ 最大隔離電壓	Ch1/Ch2: 3000VDC	
Mounting Method/ 安裝方式	35mm Din-Rail Mounting/ 軌道式安裝(35mm)	
Power Supply Mode/ 電源供應方式	External DC power supply / 外接式直流電源	
CN1 (12pin-Terminal Blocks)	PORT1	RS-485 / RS-422 / RS-232(without RTS & CTS)
	PORT2	RS-485 / RS-232(without RTS & CTS)
CN2 (9-pin female D-Sub Connector)	PORT1	RS-485 / RS-422 / RS-232(without RTS & CTS)
	PORT2	RS-232(without RTS & CTS)
Temperature Limitation/ 溫度限制	Operating/ 操作	-20°C to 60°C
	Storage/ 存儲	-40°C to 85°C
Transmission Speed/ 傳輸速度	Automatic data flow control 4800~187.5Kbps / 自動數據流量控制 4800~187.5Kbps	
Weight/ 重量	110g	

1

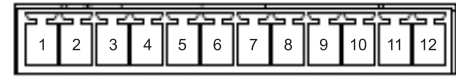
Dimension/ 產品尺寸圖



2

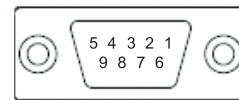
Connections/ 連接端口

CN1 (12pin-Terminal Blocks)



1	RS-422 TX+ / RS-485+	7	PORT1 RS-232 TX
2	RS-422 RX+	8	PORT2 RS-232 RX
3	RS-422 RX-	9	PORT2 RS-232 TX
4	RS-422 TX- / RS-485-	10	SG1
5	SG1	11	PORT2 RS-485+
6	PORT1 RS-232RX	12	PORT2 RS-485-

CN2 (9-pin female D-Sub Connector)



1	RS-422 TX+ / RS-485+	6	RS-422 TX- / RS-485-
2	PORT1 RS-232 RX	7	PORT2 RS-232 TX
3	PORT1 RS-232 TX	8	PORT2 RS-232 RX
4	RS-422 RX+	9	RS-422 RX-
5	SG2		

3

Warnings/ 注意事項

- Do not use this product near water or install it in areas subject to excessive dust, oily mist, conductive dust, corrosive gas and flammable gas.
 - Do not mount this product on the an unstable location and subject to high temperature, moisture, or rain.
 - To avoid damage of internal components, do not place the product on a vibrating surface.
 - Your device and its enhancements may contain small parts. Please keep them out of the reach of small children.
- 請勿在有水的地方使用產品或把產品安裝在有過度粉塵、油性霧氣、導電的粉塵、腐蝕性和可燃性的氣體區域。
 - 請勿將產品安裝於不穩定和易受高溫、濕氣和雨水的區域。
 - 避免傷害產品內部組件，不要將產品放在會震動的表面。
 - 產品和其增強模組可能包含小型組件，請勿讓小孩拿取或把玩。

Applicable Standards/ 相關規範

The products have been designed for use in an industrial environment in compliance with the 2004/108/EC directive. / 本產品適用於工業環境並符合2004/108/EC規範。

The products have been designed in compliance with/ 本產品符合以下法規

- EN 61000-6-4: 2007 + A1: 2011
- EN 61000-3-2: 2006 + A1: 2009 + A2: 2009
- EN 61000-3-3: 2013
- EN 61000-6-2: 2005 / AC: 2005, including
IEC 61000-4-2: 2008; IEC 61000-4-3: 2006 + A1: 2007 + A2: 2010
IEC 61000-4-4: 2012; IEC 61000-4-5: 2005; IEC 61000-4-6: 2008
IEC 61000-4-8: 2009; IEC 61000-4-11: 2004

The installation of these devices into the residential, commercial and light-industrial environments are allowed only in the case that special measure are taken in order to get the conformity to IEC-61000-6-3

本產品若要安裝於住宅空間或商業及輕工業的環境時，必須加測特殊檢驗以符合IEC-61000-6-3

Reproduction of the contents of this copyrighted document, in whole or part without written permission of Cermate Technologies Inc., is prohibited.

本文件內容版權為Cermate Technologies Inc.所有，非經本公司同意，請勿自行重製、拷貝或修正內容。

4